

## Public Space Protection Order (PSPO) Consultation

- **Project:** Public Space Protection Order (PSPO) Consultation
- **Period:** 11 August 2025 - 5 October 2025

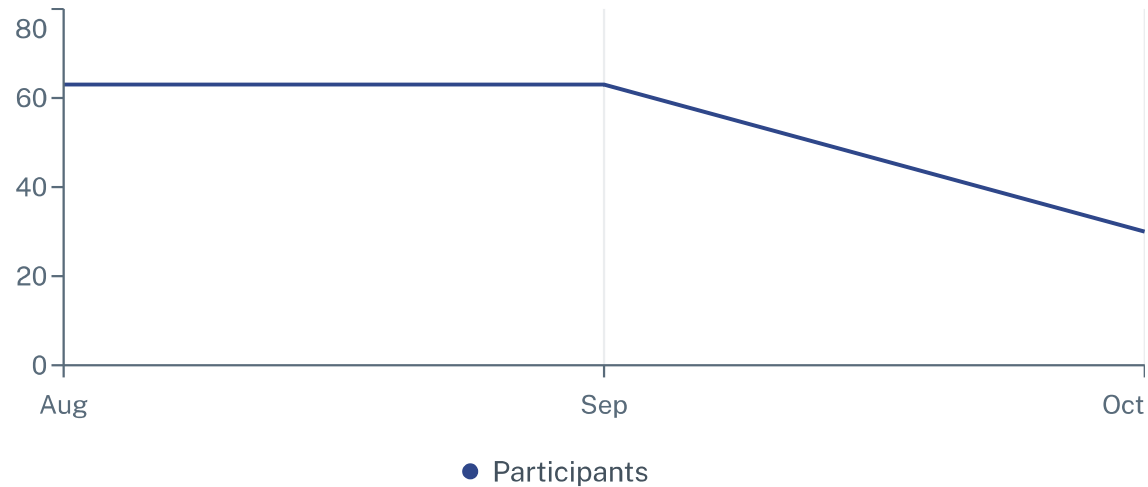
### Participants timeline

Total participants

156

Participation rate ⓘ

12%



1.Please tell us who you are?

156/156 - Multiple choice - choose one - optional

Resident 88.5% (138 choices)



Community Representative 6.4% (10 choices)



Stakeholder 3.2% (5 choices)



Business 0% (0 choices)



Other 1.9% (3 choices)



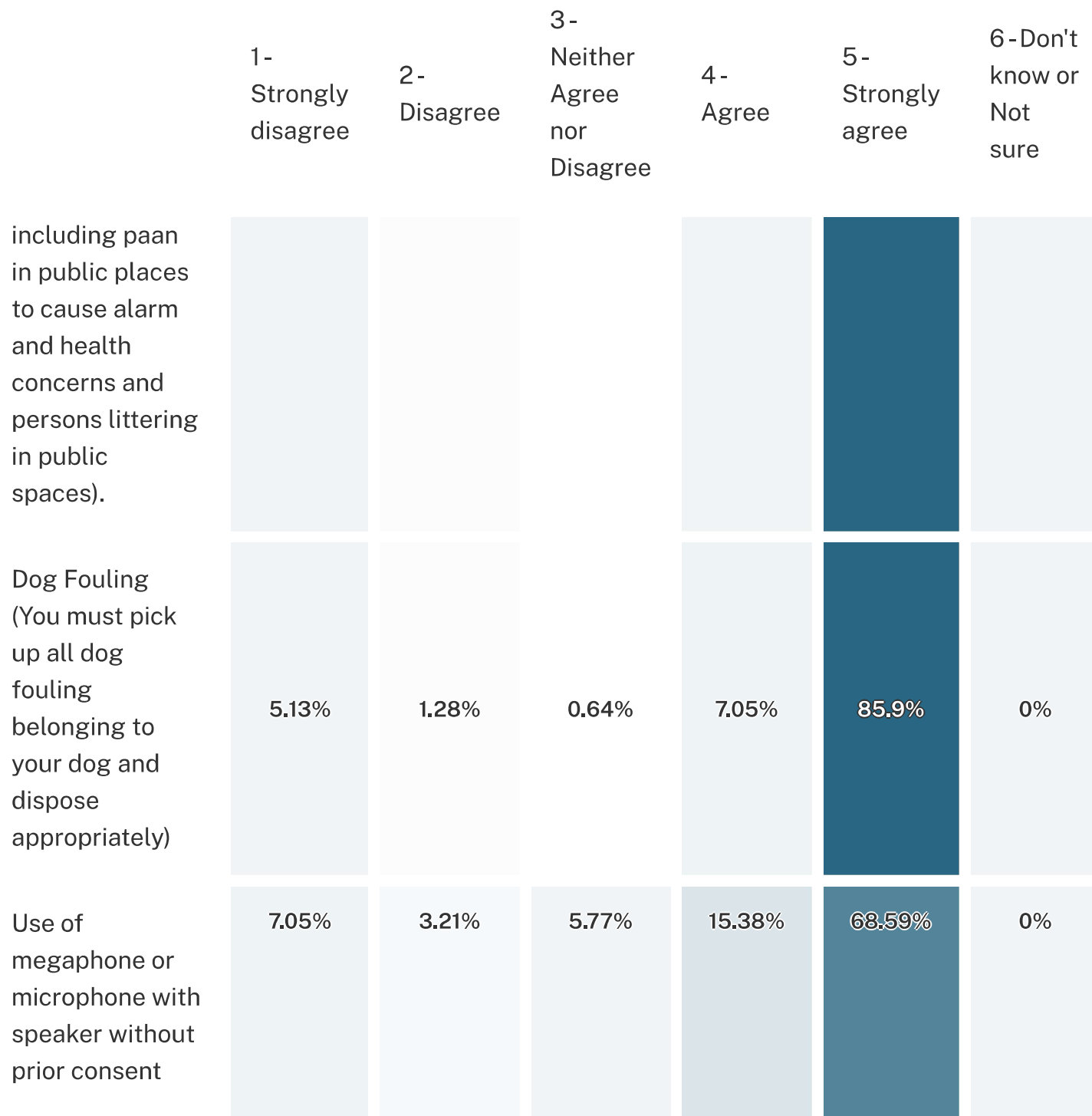
**2) To what extent do you agree or oppose with the Council introducing /renewing each of the following prohibition to be included again in the new borough wide PSPO for 2026?**

156/156 - Matrix -required

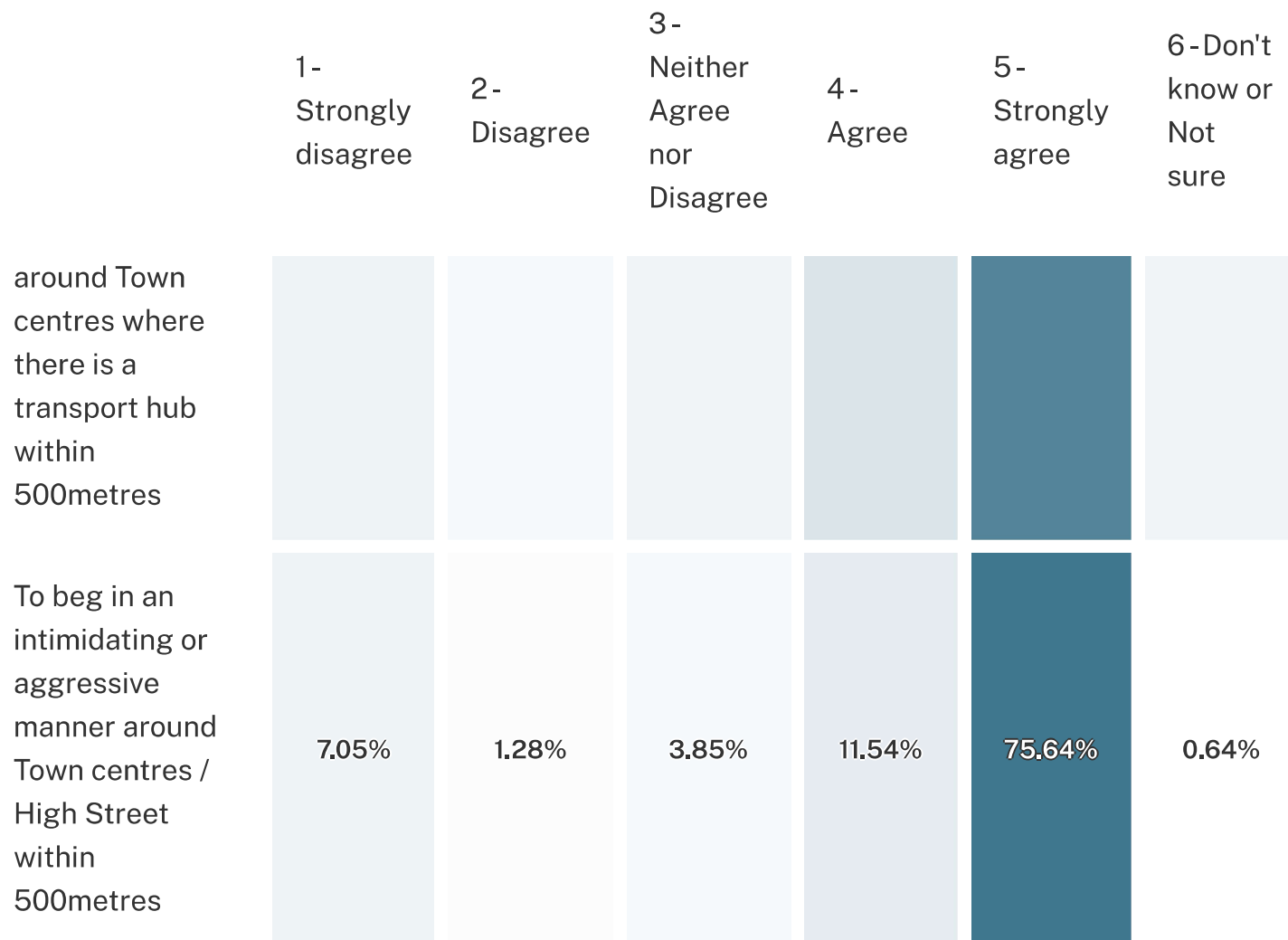
	1- Strongly disagree	2- Disagree	3- Neither Agree nor Disagree	4- Agree	5- Strongly agree	6-Don't know or Not sure
Consume of alcohol in a public place to commit Alcohol Relates nuisance (Person Street drinking in public places)	9.62%	2.56%	1.92%	17.31%	67.31%	1.28%
Urinate / defecate; spit or litter in a public place (Persons not using a “public convenience”, Persons spitting	6.41%	1.28%	0.64%	5.77%	85.9%	0%



English



English



English

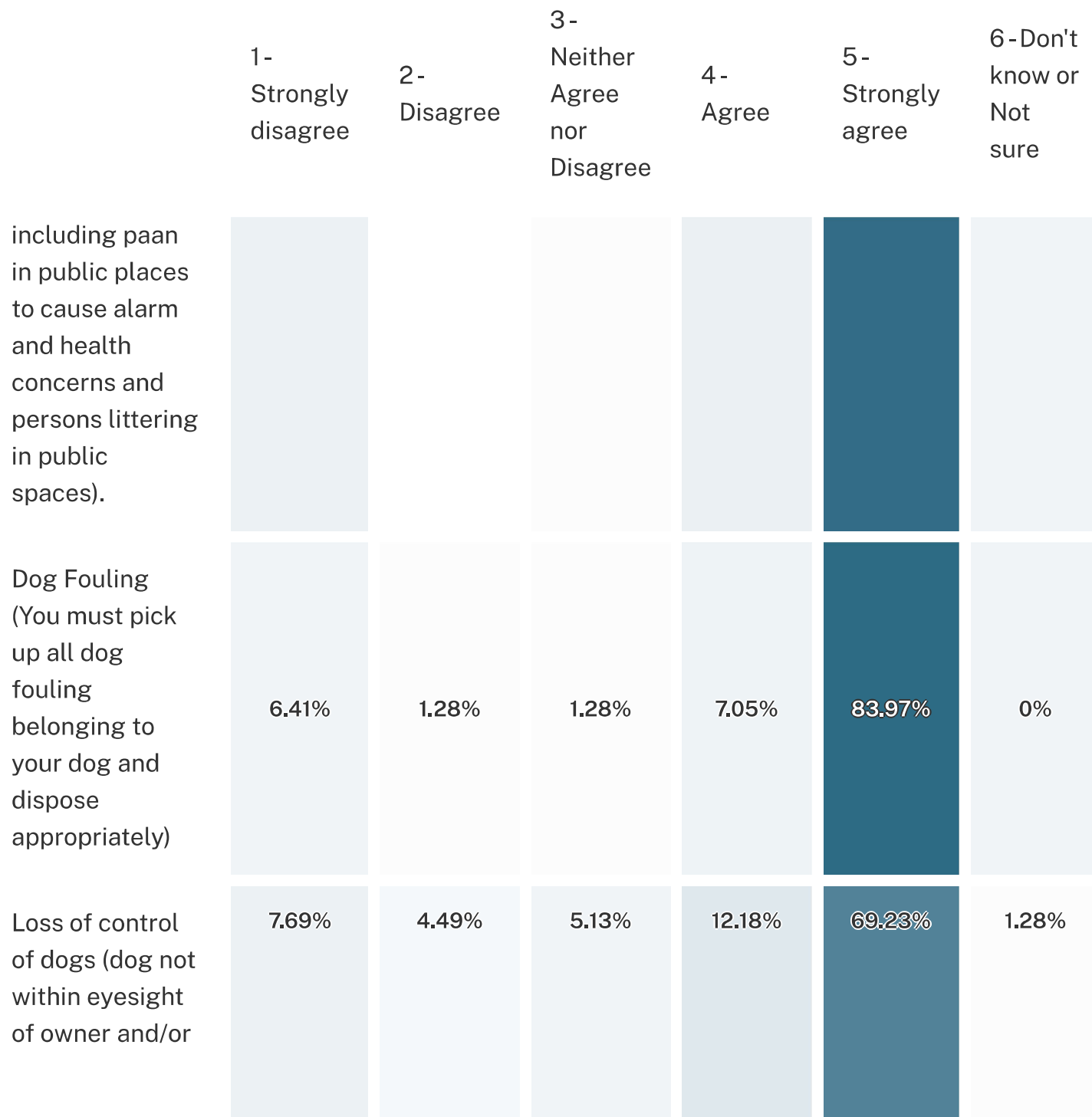
**To what extent do you agree or oppose with the Council introducing /renewing each of the following prohibition to be included again in parks, open spaces, cemeteries, and graveyards PSPO for 2026?**

156/156 - Matrix -required

	1- Strongly disagree	2- Disagree	3- Neither Agree nor Disagree	4- Agree	5- Strongly agree	6-Don't know or Not sure
Consume of alcohol in a public place to commit Alcohol Relates nuisance (Person Street drinking in public places)	8.97%	3.85%	4.49%	14.74%	66.67%	1.28%
Urinate / defecate; spit or litter in a public place (Persons not using a “public convenience”, Persons spitting	7.69%	0.64%	1.28%	8.33%	82.05%	0%



English



English

	1- Strongly disagree	2- Disagree	3- Neither Agree nor Disagree	4- Agree	5- Strongly agree	6-Don't know or Not sure
do not respond to recall)						
Dogs that are in a banned area in parks (such as playgrounds, outdoor gyms, multi-use games areas, tennis courts, walled gardens, etc.)	10.26%	4.49%	7.05%	9.62%	67.95%	0.64%
Prevent more than four dogs being walked at the same time	8.33%	8.33%	9.62%	14.1%	55.77%	3.85%
Flying drones and other model aircrafts	8.33%	7.05%	14.1%	11.54%	53.21%	5.77%

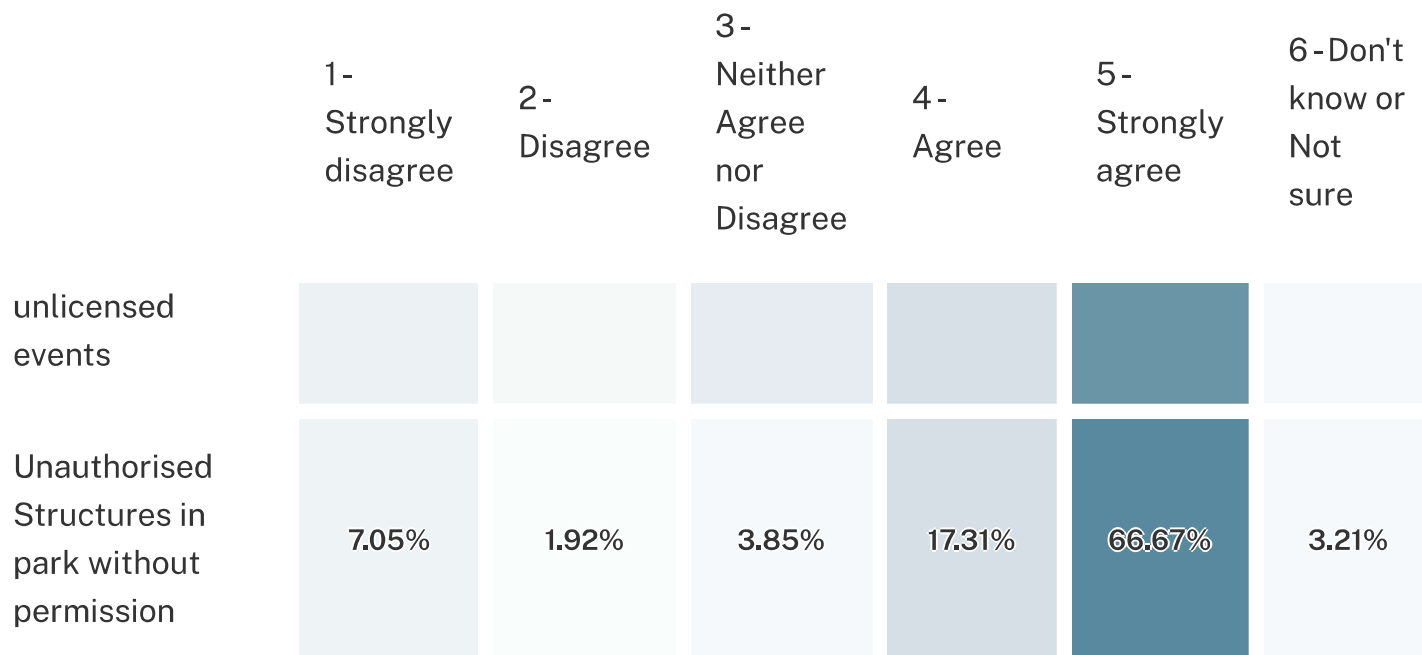


English

	1- Strongly disagree	2- Disagree	3- Neither Agree nor Disagree	4- Agree	5- Strongly agree	6-Don't know or Not sure
Lighting of fires or use of barbeques	9.62%	5.77%	9.62%	10.9%	60.9%	3.21%
Use of fireworks	8.33%	3.21%	5.77%	12.82%	66.67%	3.21%
Defacing or damaging fixtures, furniture or other items	7.05%	0.64%	0.64%	9.62%	80.13%	1.92%
Feeding wild animals inclusive of birds	9.62%	7.69%	17.31%	11.54%	50.64%	3.21%
Promote or deliver any unauthorised or	7.69%	2.56%	9.62%	16.67%	60.26%	3.21%



English



## Do you visit any Brent cemeteries?

156/156 - Multiple choice - choose one - required

Yes 53.2% (83 choices)



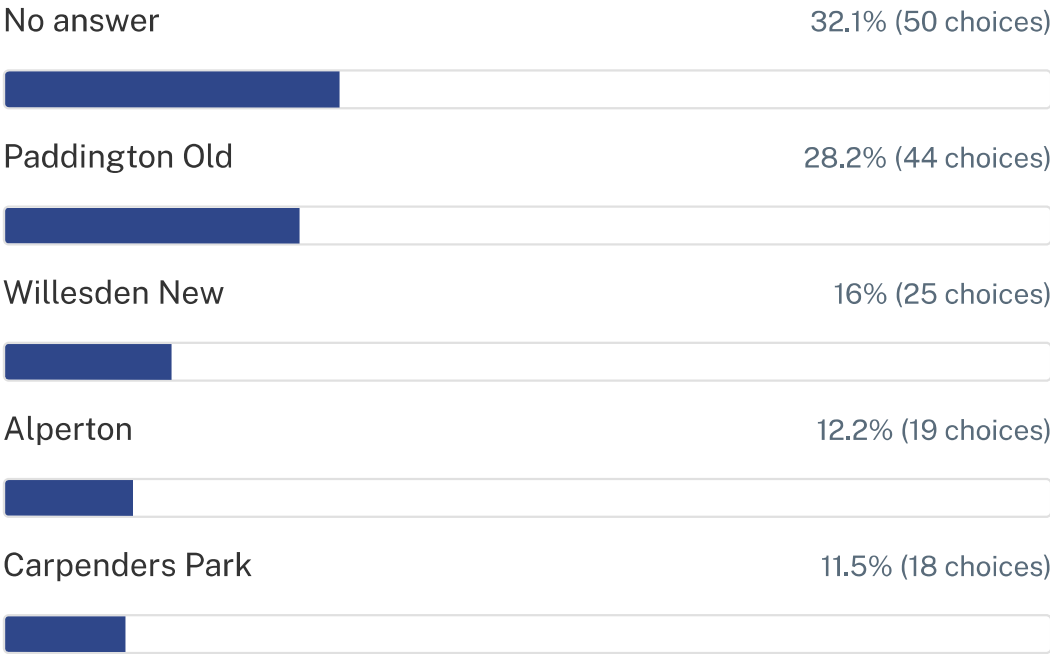
No 46.8% (73 choices)



English

**If yes, which cemeteries do you visit most often?**

106/156 - Multiple choice - choose one - optional



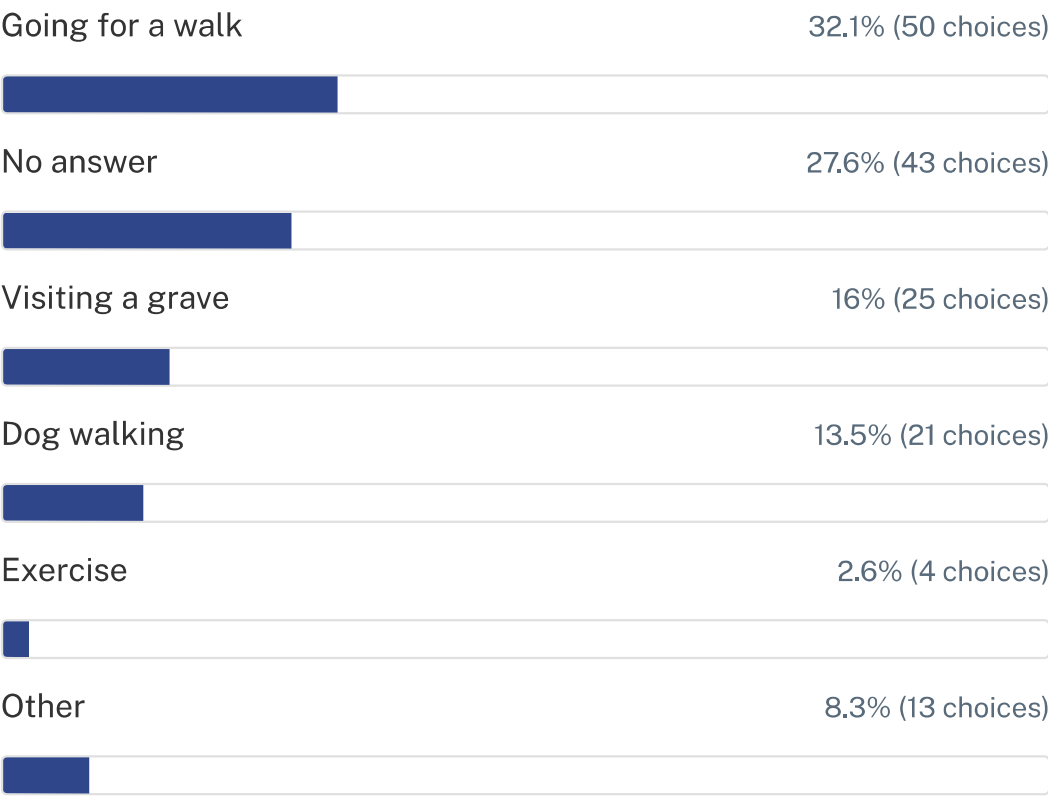
**Are you aware that dogs must be kept on a lead in all Brent cemeteries?**

156/156 - Multiple choice - choose one - required



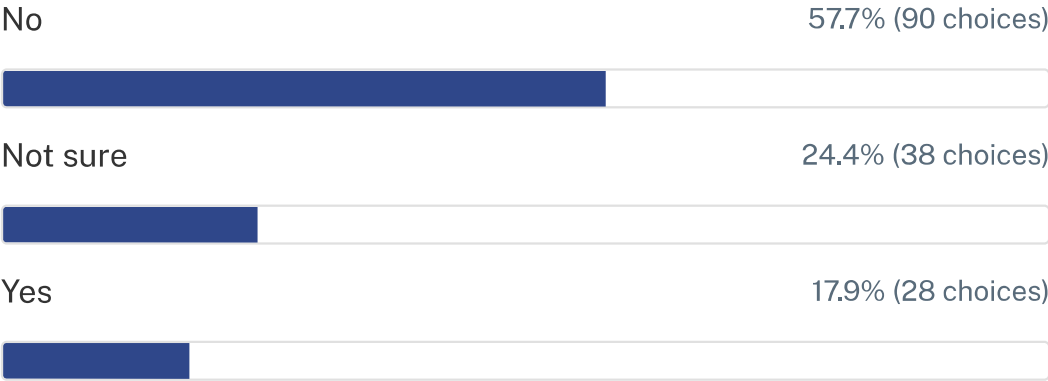
# What is your main reason for visiting?

113/156 - Multiple choice -choose one -optional



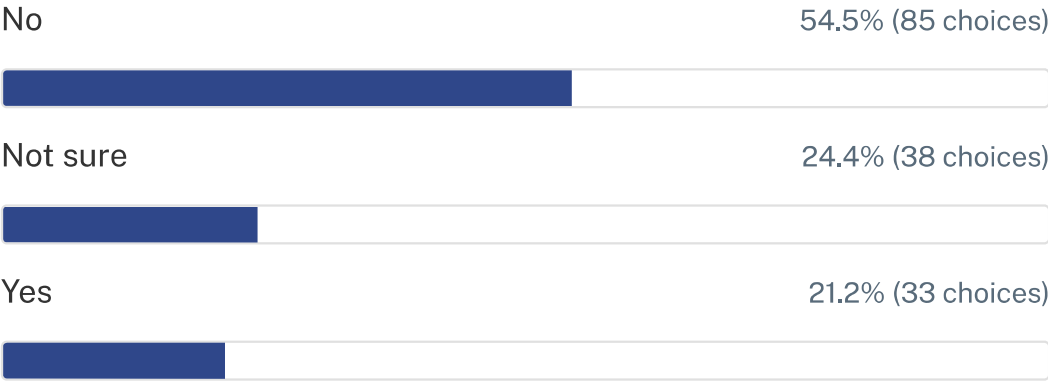
**Have you ever experienced or observed any issues involving dogs being off-lead in a Brent cemetery?**

156/156 - Multiple choice - choose one - required



**Have you ever noticed dog fouling (mess not picked up) in a Brent cemetery?**

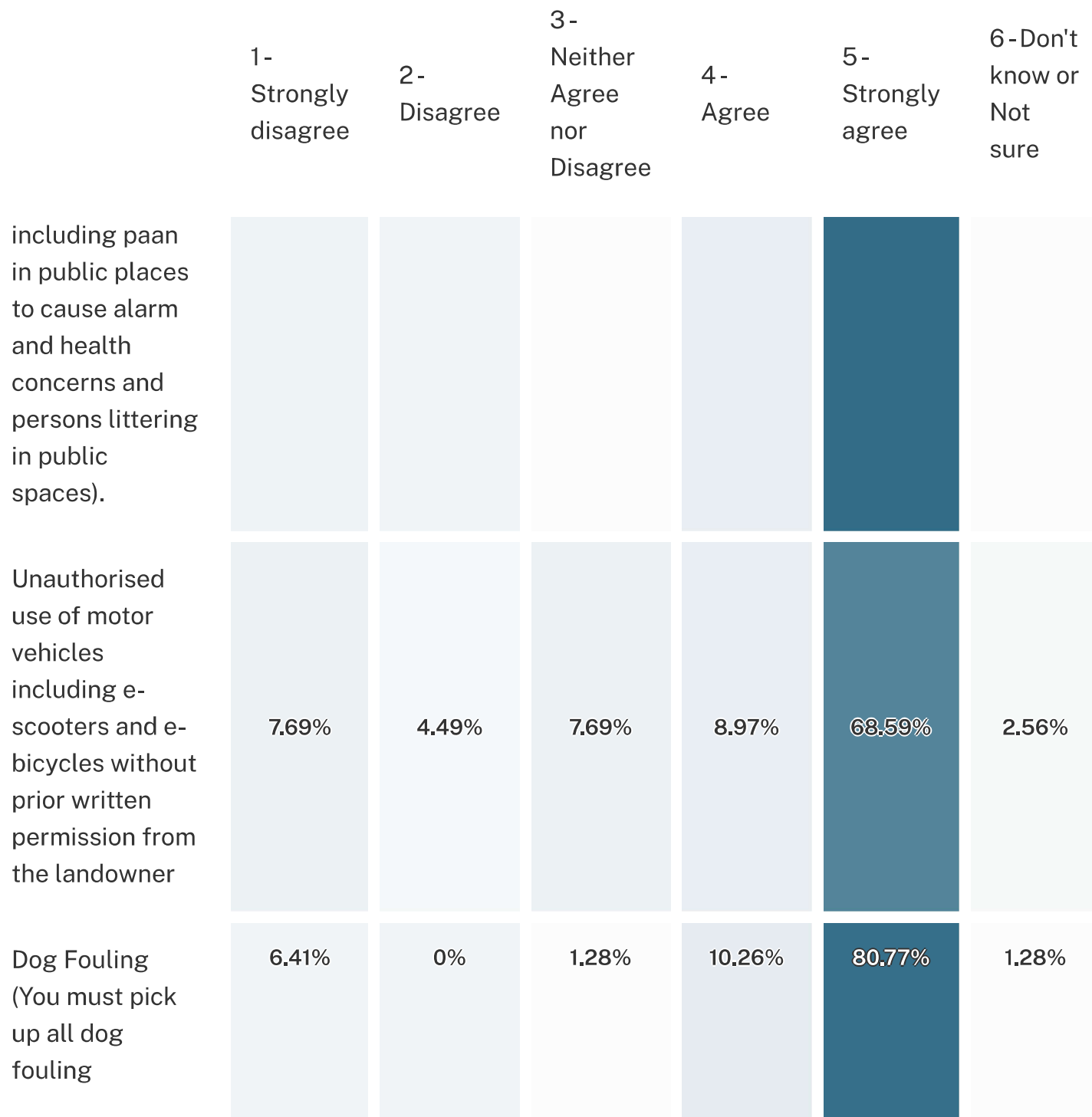
156/156 - Multiple choice - choose one - required



**To what extent do you agree with the Council introducing /renewing a PSPO for the following prohibitions in the Wembley Park area particularly surrounding Wembley National Stadium events PSPO for 2026?**

156/156 - Matrix -required

	1- Strongly disagree	2- Disagree	3- Neither Agree nor Disagree	4- Agree	5- Strongly agree	6- Don't know or Not sure
Consume of alcohol in a public place to commit Alcohol Relates nuisance (Person Street drinking in public places)	8.33%	2.56%	7.69%	14.74%	65.38%	1.28%
Urinate / defecate; spit or litter in a public place (Persons not using a “public convenience”, Persons spitting	7.05%	0%	1.28%	8.97%	81.41%	1.28%



English

	1- Strongly disagree	2- Disagree	3- Neither Agree nor Disagree	4- Agree	5- Strongly agree	6-Don't know or Not sure
belonging to your dog and dispose appropriately)						
To beg in an intimidating or aggressive manner around Wembley Stadium within 500metres	7.69%	1.28%	3.21%	11.54%	75.64%	0.64%
Illegal trading of merchandise	7.69%	1.92%	5.13%	16.03%	67.95%	1.28%
Illegal trading of tickets (ticket touting)	7.05%	1.28%	2.56%	14.1%	73.72%	1.28%



English

	1- Strongly disagree	2- Disagree	3- Neither Agree nor Disagree	4- Agree	5- Strongly agree	6-Don't know or Not sure
Illegal trading (food or other items on the street)	8.33%	1.92%	7.69%	14.1%	66.03%	1.92%
Fireworks, including flares and smoke emitters	6.41%	1.92%	2.56%	13.46%	73.72%	1.92%
Ambush, marketing including fly posting	9.62%	2.56%	4.49%	13.46%	68.59%	1.28%
Charity collecting	12.18%	7.05%	17.31%	14.74%	41.67%	7.05%



English

	1- Strongly disagree	2- Disagree	3- Neither Agree nor Disagree	4- Agree	5- Strongly agree	6-Don't know or Not sure
Setting off of fireworks	6.41%	0.64%	5.13%	16.67%	69.87%	1.28%
Leaflet distribution	10.9%	7.69%	17.95%	15.38%	41.67%	6.41%
Busking and use of megaphone or microphone with speaker.	10.9%	7.69%	15.38%	14.1%	47.44%	4.49%
Obstruction of the public highway, preventing the free flow of persons movement	6.41%	0.64%	9.62%	13.46%	67.31%	2.56%



English

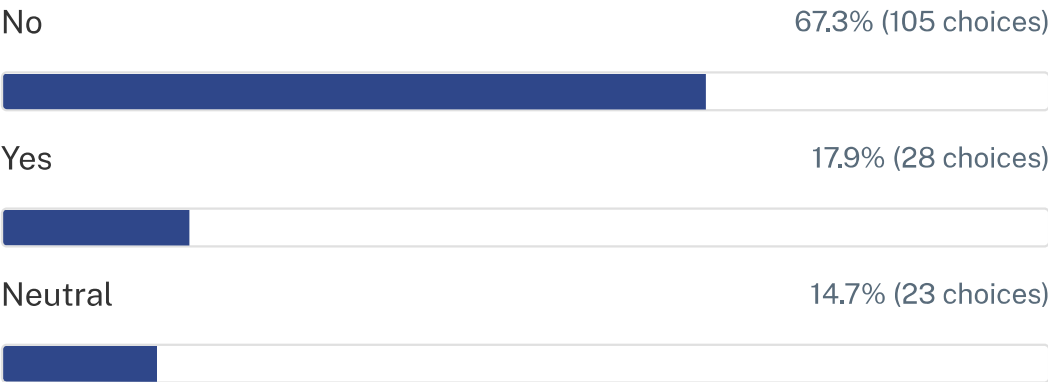
**Do you agree with the Council REMOVING the following PSPO prohibitions- Psychoactive substances (formerly known as legal highs or balloons)**

156/156 - Multiple choice - choose one - required



**Do you agree with the Council REMOVING the following PSPO prohibitions- Smoking cannabis**

156/156 - Multiple choice - choose one - required



**Do you agree with the Council REMOVING the following PSPO prohibitions- the launching of sky lanterns (with an open flame) in parks, cemeteries, graveyards and open spaces?**

156/156 - Multiple choice - choose one - required

No 60.9% (95 choices)



Neutral 19.9% (31 choices)



Yes 19.2% (30 choices)



**Do you agree with the Council REMOVING the following PSPO prohibition- to fly drone(s) without written consent from the land owner and/or the London Borough of Brent? (current Wembley Park PSPO)**

156/156 - Multiple choice - choose one - required

No 62.8% (98 choices)



Yes 20.5% (32 choices)



Neutral 16.7% (26 choices)



English

**Do you agree with the Council REMOVING the following PSPO prohibition-to play games or competitions which may cause an obstructions nuisance to members of the public ? current Wembley Park PSPO)**

156/156 - Multiple choice - choose one - required

No 51.3% (80 choices)



Neutral 27.6% (43 choices)



Yes 21.2% (33 choices)



**Do you agree with the Council REMOVING the following PSPO prohibition- to leave the engine of a vehicle idling without reasonable excuse, which is continued when asked to be stopped by an authorised Council officer (current Wembley Park PSPO)**

156/156 - Multiple choice - choose one - required

No 75% (117 choices)



Yes 13.5% (21 choices)



Neutral 11.5% (18 choices)



**Overall, to what extent do you support or oppose Public Spaces Protection Orders (PSPOs) being used as a tool to support enforcement and control of anti-social behaviour across the borough? (Please tick one option only)**

156/156 - Multiple choice - choose one - required

Strongly agree 71.8% (112 choices)



Agree 13.5% (21 choices)



Neither Agree nor Disagree 6.4% (10 choices)



Don't know or Not sure 4.5% (7 choices)

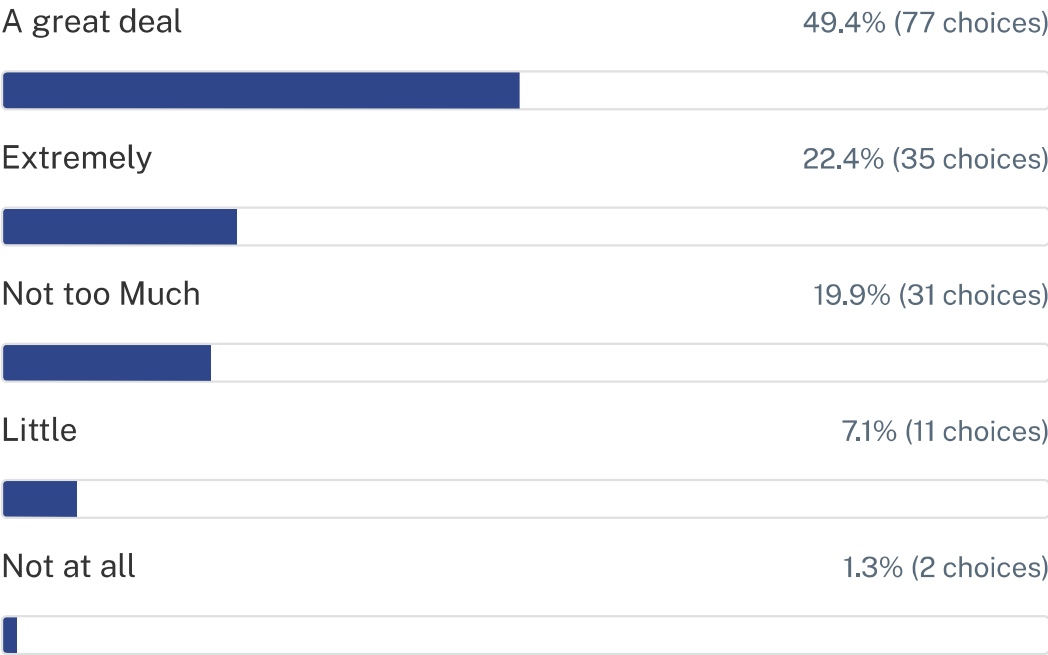


Disagree 3.8% (6 choices)



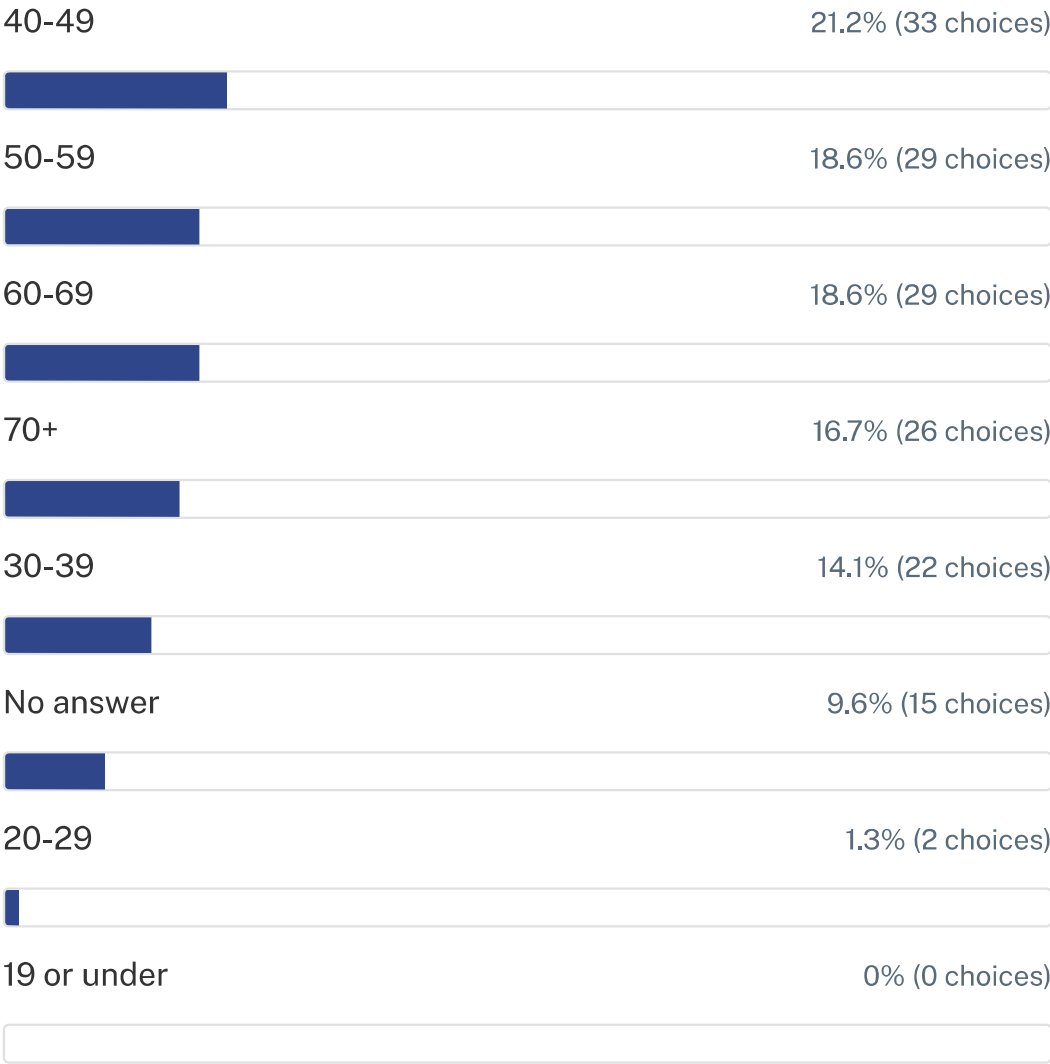
How would you describe these types of experiences impact your day-to-day living?

156/156 - Multiple choice - choose one - required



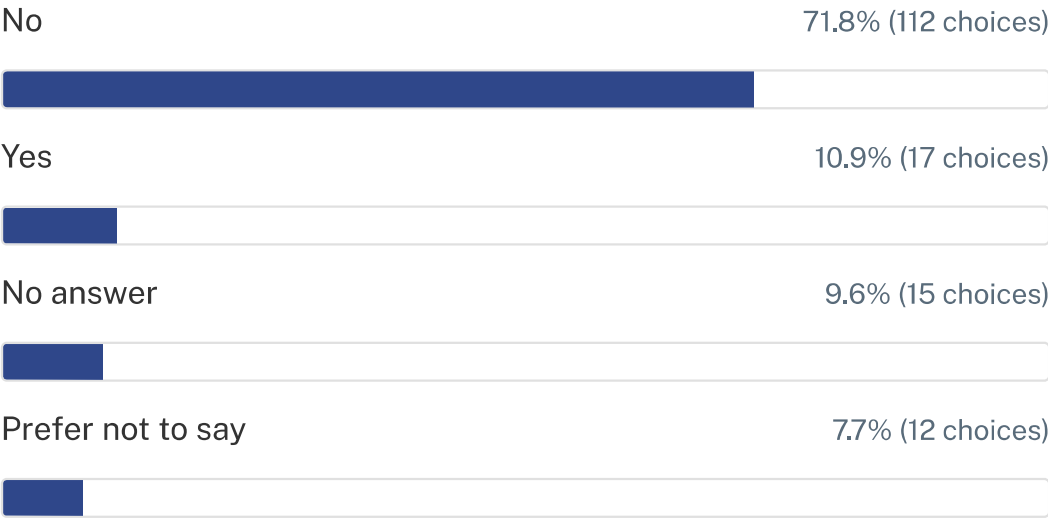
# What is your age group?

141/156 - Multiple choice - choose one - optional



Do you consider yourself to be disabled?

141/156 - Multiple choice - choose one - optional



If you are disabled, what is the nature of your disability?

33/156 - Multiple choice - choose one - optional

No answer 78.8% (123 choices)



Prefer not to say 10.9% (17 choices)



Physical impairment (including arthritis, cerebral palsy and using a whee 4.5% (7 choices)



Learning or developmental disabilities (including dyslexia and autism) 1.9% (3 choices)



Mental health condition (including anxiety, bipolar disorder and depression) 0.6% (1 choice)



Sensory impairment (including hearing, sight and speech impairments) 0.6% (1 choice)



Long term illness (including cancer, diabetes, HIV and multiple sclerosis) 0% (0 choices)

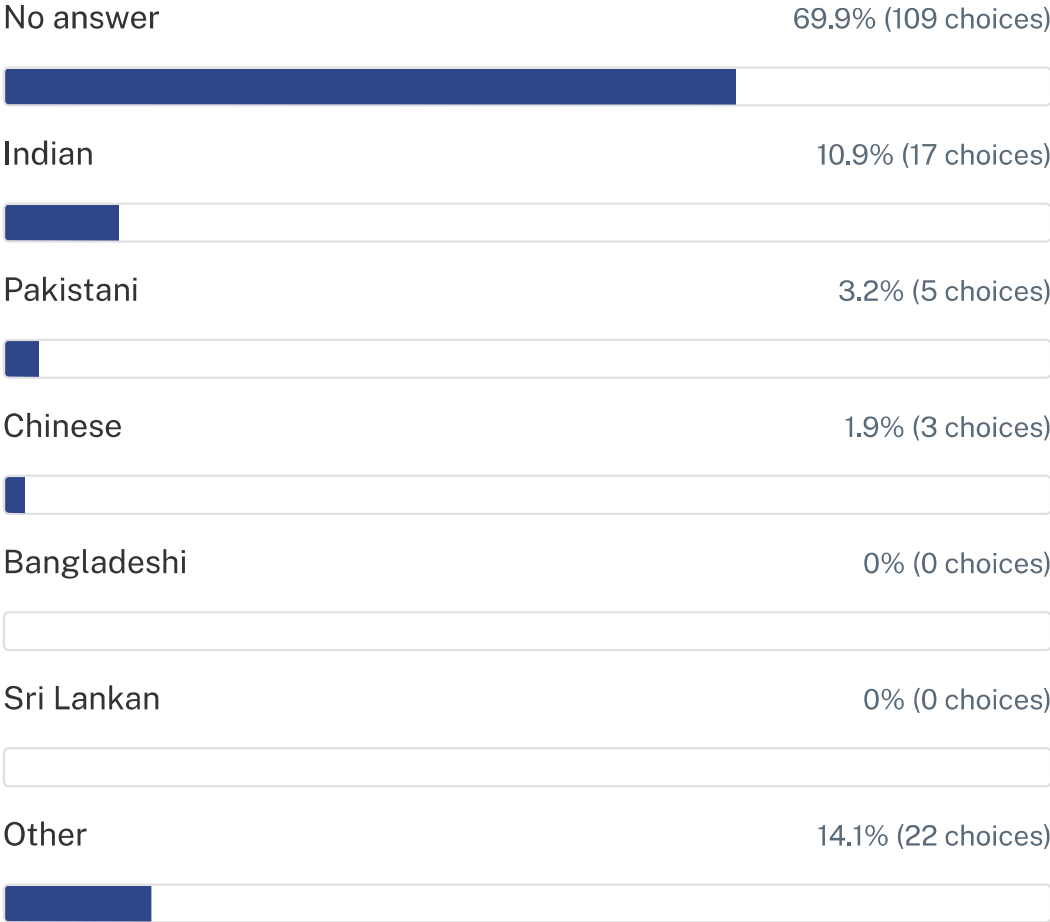


Other 2.6% (4 choices)



# What is your ethnicity?

47/156 - Multiple choice -choose one -optional



**Black or Black British:**

12/156 - Multiple choice -choose one -optional

No answer 92.3% (144 choices)



Caribbean 3.2% (5 choices)



Other 2.6% (4 choices)

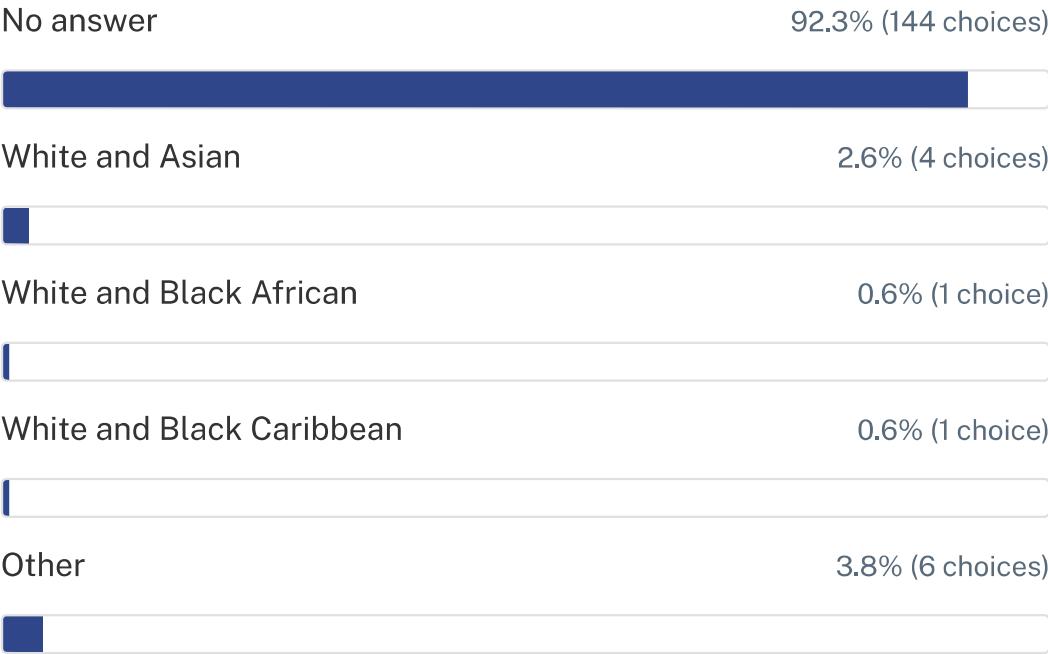


African 1.9% (3 choices)



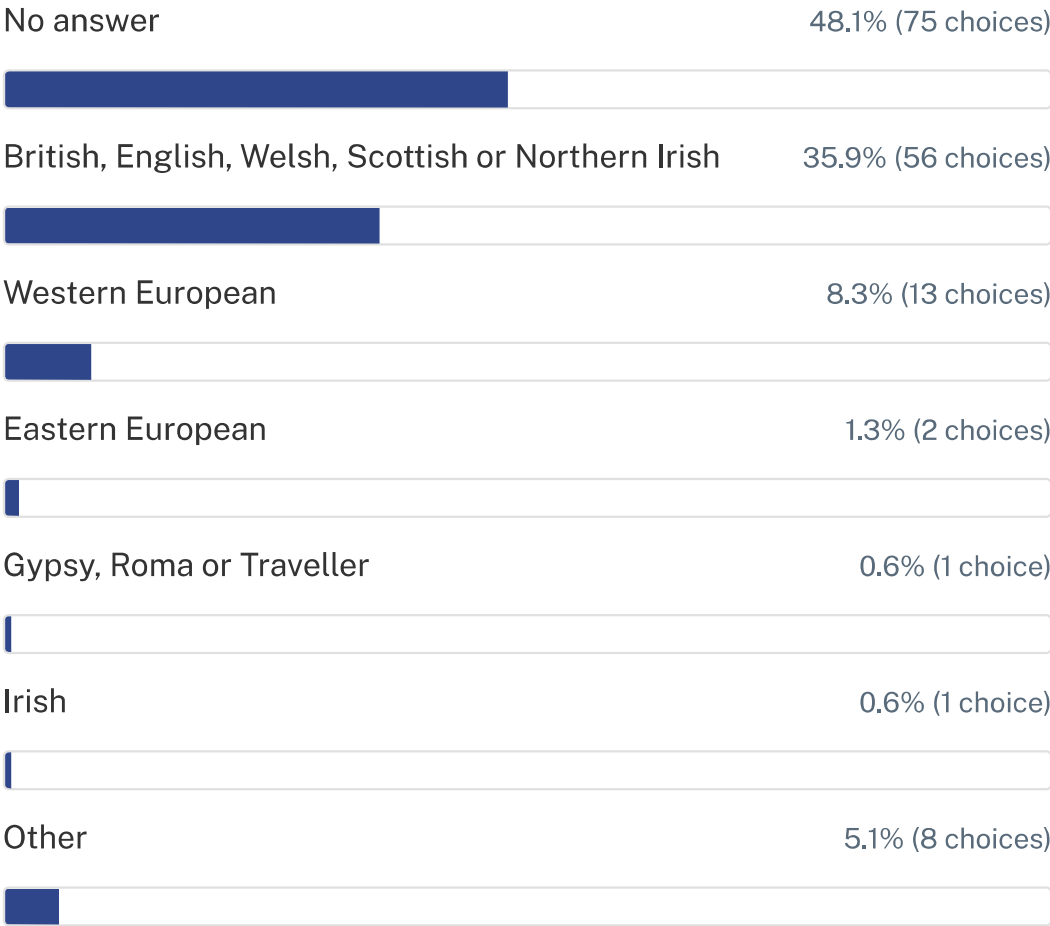
Mixed background:

12/156 - Multiple choice - choose one - optional



White or White British:

81/156 - Multiple choice -choose one -optional



# Other ethnic background

13/156 - Multiple choice -choose one -optional

No answer 91.7% (143 choices)



Prefer not to say 3.2% (5 choices)



Latin American 1.9% (3 choices)



Arab 0.6% (1 choice)



Other 2.6% (4 choices)



# What is your gender?

122/156 - Multiple choice - choose one - optional

Male 38.5% (60 choices)




Female 34.6% (54 choices)



No answer 21.8% (34 choices)



Prefer not to say 5.1% (8 choices)



# What is your sexual orientation?

120/156 -Multiple choice-choose one-optional

Heterosexual or straight 53.8% (84 choices)



No answer 23.1% (36 choices)



Prefer not to say 15.4% (24 choices)



Gay man 5.1% (8 choices)



Bisexual 1.9% (3 choices)



Gay woman or lesbian 0% (0 choices)



Other 0.6% (1 choice)



Is your gender identity different to the sex you were assumed to be at birth?

120/156 - Multiple choice - choose one - optional

No, it's the same 66.7% (104 choices)




No answer 23.1% (36 choices)



Prefer not to say 9.6% (15 choices)



Yes, it's different 0.6% (1 choice)



# What is your religion or belief?

119/156 - Multiple choice - choose one - optional

No religion or belief 32.7% (51 choices)



Christian 23.7% (37 choices)



No answer 23.7% (37 choices)



Hindu 9% (14 choices)



Muslim 5.8% (9 choices)



Jewish 1.3% (2 choices)



Buddhist 0.6% (1 choice)




Sikh 0% (0 choices)



Baha'i 0% (0 choices)



Jain 0% (0 choices)



Visitor timeline

Visitors <span>i</span>	Visits <span>i</span>	Visit duration	Pageviews per visit
1315	1719	00:01:59	1.66

